

Sysmac Library for NJ/NX/NY Controller

SYSMAC-XR016

## High-Speed Analog Inspection Library



✓ Use PLC systems for high-speed analog inspections without special devices or PC

**Issue 1**

It is difficult to convert data collection and inspection programs for systems using special measuring devices and PC to those for PLC systems.

**Issue 2**

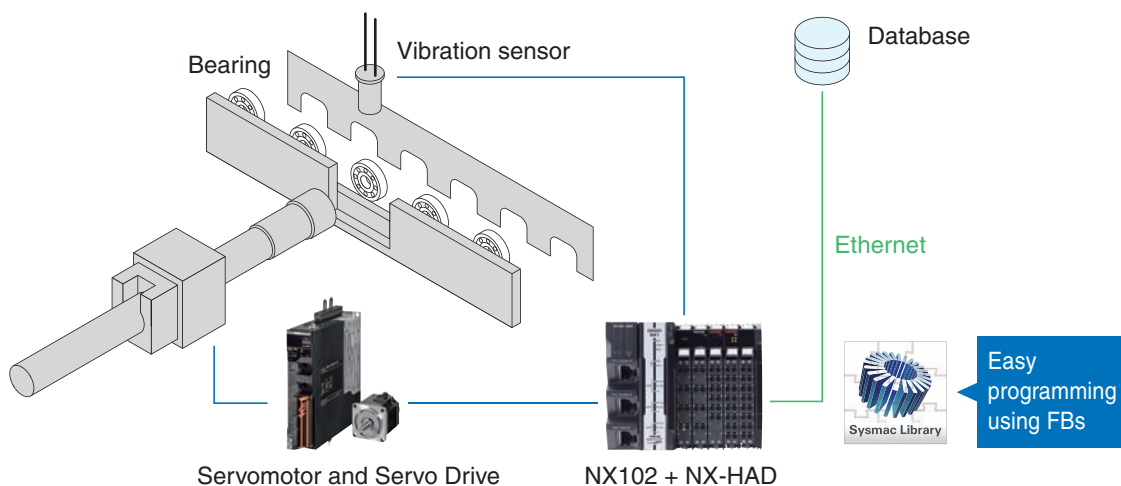
There is no knowledge of how to make judgments based on acquired analog waveforms in addition to feature values such as maximum values.

## High-Speed Analog Inspection Library offers solution!

This library includes Function Blocks (FBs) that perform calculations for analog inspections, reducing PLC programming time and allowing PLC systems to be used for analog inspection machines.

### System configuration

- Characteristic inspection of rotator



FBs in the High-Speed Analog Inspection Library reduce programming time and allow PLC systems to be used for analog inspection machines





### Collect: Data Recorder FB

Joins acquired analog data into a single array variable and creates log data in chronological order.

TimeStamp	CH1	CH2	CH3
375539905418	0	24	36
375540005418	20	21	14
375540025418	40	30	34
375540045418	60	12	8
375540065418	80	8	0
375540085418	100	6	18
375540105418	120	0	30
375540125418	140	1	35
375540145418	160	-4	13
375540165418	180	-5	23
375540185418	200	-1	18
375540205418	220	-10	2
375540225418	240	-12	13
375540245418	260	-8	30

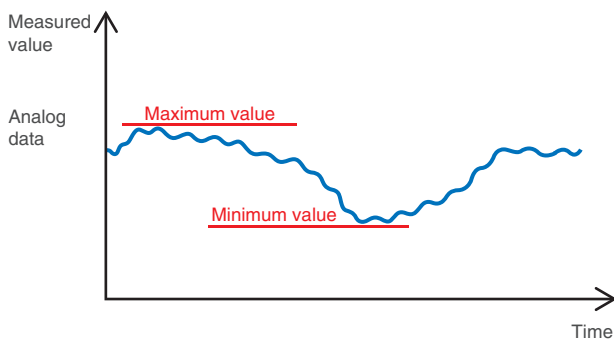
← Measured data



<Machine condition inspection>  
In order to perform predictive maintenance of a machine, all control data is acquired, and data during normal operation is compared with data during abnormal operation.

### Calculate: Feature Values Calculation FB

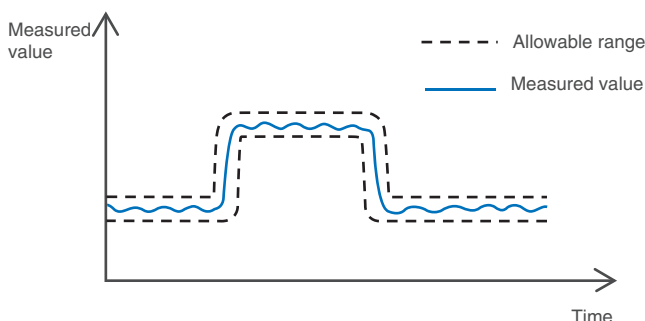
Calculates not only maximum values, minimum values, and other feature values but also standard deviations used for analog inspections.



<Characteristic inspection of rotator>  
Rotators (e.g., motors and bearings) are inspected whether future values including maximum and minimum rotation speeds satisfy the specifications.

### Judge: Upper and Lower Limit Test FB

Checks whether measured values are within the allowable range of the test standard data. The measurement data of good products can be set as test standard data, and the allowable range can be set as desired.



<Welding quality inspection>  
Welding voltage and current values are measured, and the waveforms are monitored to check if welding failure occurred.

## Compatible Models

Name	Model
Machine Automation Controller NJ/NX CPU Unit	NX701-1□□□/ NJ101-□□□□
	NJ501-□□□□/ NJ301-□□□□
	NX1P2-□□□□□□(1)
	NX102-□□□□
Industrial PC Platform NY IPC Machine Controller	NY5□□-1
	NY5□□-5
Automation Software Sysmac Studio	SYSMAC-SE2□□□
NX High-speed Analog Input Unit	NX-HAD□□□□

Note. Refer to "Sysmac Library Catalog (P102)" for applicable version.

## Function Block (FB) Specifications

Name	FB name	Description
Device Output Data Binding	DeviceVariableToArray_***	Reads analog input values of one task period from the NX High-speed Analog Input Unit, and joins them into a single array variable.
Scale Transformation for NX-series High-speed Analog Input Unit	ScaleTrans_HAD	Performs scale transformation of data from the NX High-speed Analog Input Unit.
Upper/lower Alarm for NX-series High-speed Analog Input Unit	LimitAlarm_HAD	Monitors input data from the NX-series High-speed Analog Input Unit and issues alarms in terms of the top upper limit, upper limit, lower limit, and bottom lower limit.
Trigger Control	TrigControl	Generates trigger information, which allows the DataRecorder FB to start data logging.
Data Recorder	DataRecorder	Joins specified elements of array data into a single array variable every task period, and creates log data in chronological order.
Upper and Lower Limit Test	LimitTest	Checks whether each element value in the data array is within the allowable range of the test standard data.
Feature Values Calculation	CalcFeatureValues	Calculates the mean, standard deviation, skewness, kurtosis, maximum value, and minimum value for the test target data array.
Log Data CSV File Write	LogDataToCSV	Outputs the log data created in the DataRecorder FB as a CSV file (*.csv) to an SD memory card.
Log Data CSV File Read-Out	CSVToLogData	Reads out the log data recorded in the SD memory card from a CSV file to the LogData[] array variables as the test standard data for the LimitTest FB.

Sysmac is a trademark or registered trademark of OMRON Corporation in Japan and other countries for OMRON factory automation products.  
EtherCAT® is a registered trademark and patented technology, licensed by Beckhoff Automation GmbH, Germany.  
EtherNet/IP™ is a trademark of ODVA.  
Other company names and product names in this document are the trademarks or registered trademarks of their respective companies.  
Some images are used under license from Shutterstock.com.

### OMRON Corporation Industrial Automation Company Kyoto, JAPAN

Contact: [www.ia.omron.com](http://www.ia.omron.com)

#### Regional Headquarters

**OMRON EUROPE B.V.**  
Wegalaan 67-69, 2132 JD Hoofddorp  
The Netherlands  
Tel: (31)2356-81-300/Fax: (31)2356-81-388

**OMRON ELECTRONICS LLC**  
2895 Greenspoint Parkway, Suite 200  
Hoffman Estates, IL 60169 U.S.A.  
Tel: (1) 847-843-7900/Fax: (1) 847-843-7787

**OMRON ASIA PACIFIC PTE. LTD.**  
No. 438A Alexandra Road # 05-05/08 (Lobby 2),  
Alexandra Technopark,  
Singapore 119967  
Tel: (65) 6835-3011/Fax: (65) 6835-2711

**OMRON (CHINA) CO., LTD.**  
Room 2211, Bank of China Tower,  
200 Yin Cheng Zhong Road,  
PuDong New Area, Shanghai, 200120, China  
Tel: (86) 21-5037-2222/Fax: (86) 21-5037-2200

#### Authorized Distributor:

© OMRON Corporation 2018-2019 All Rights Reserved.  
In the interest of product improvement,  
specifications are subject to change without notice.

**CSM\_1\_2\_0219**  
**Cat. No. P132-E1-02**

0219(0418)